

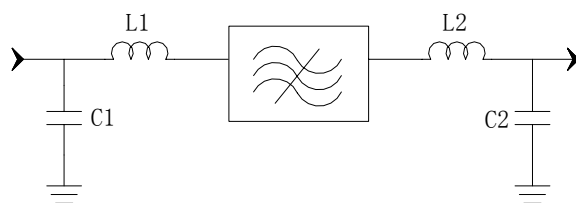
Specifications

Parameter	Unit	Minimum	Typical	Maximum
Center Frequency	MHz	69.8	70	70.2
Insertion Loss	dB	-	11.4	13
1.2dB Bandwidth	MHz	11.45	11.55	-
3 dB Bandwidth	MHz	12	12.33	-
40 dB Bandwidth	MHz	-	16.2	18.25
Group delay Variation($f_0 \pm 5\text{MHz}$)	nsec	-	80	-
Phase Linearity ($f_0 \pm 5\text{MHz}$)	degree	-	5	11
Passband Variation	dB	-	0.7	1
Absolute Delay	usec	-	0.85	-
Ultimate Rejection($f_0 \pm 15\text{MHz}$ to $f_0 \pm 30\text{MHz}$)	dB	36	38	-
Substrate Material			YZ	
Ambient Temperature	°C		25	
Package Size		SMP-53 (13.3 x 6.5 mm Nominal Footprint)		

Notes:


1. All specifications are based on the test circuit shown
2. In production, devices will be tested at room temperature to a guardbanded specification to ensure electrical compliance over temperature
3. Electrical margin has been built into the design to account for the variations due to temperature drift and manufacturing tolerances
4. This is the optimum impedance in order to achieve the performance show

Matching Configuration

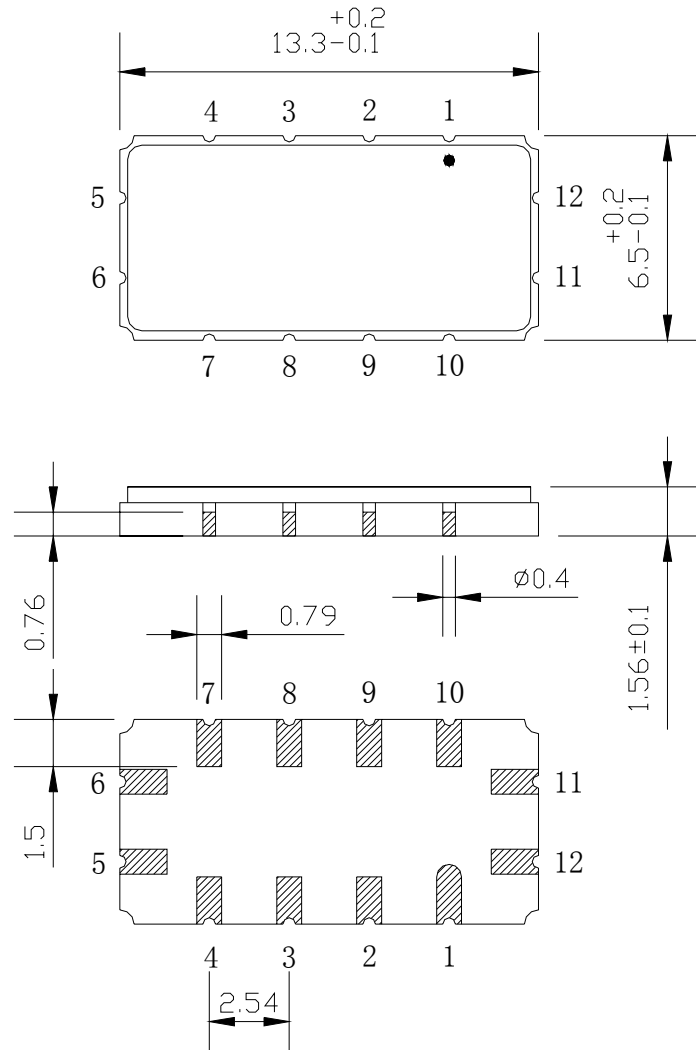


L1=120nH L2=120+12nH
C1=68pF C2=33pF
Source/Load Impedance=50 ohm

Notes - Component values may change depending on board layout.

	SIPAT Co., Ltd. (CETC No. 26 Research Institute) Nanping Huayuan Road No. 14 Chongqing, China, 400060	Part Number	LB070DS16	
		Rev. Date	2005-4-22	
		Rev.	1.0	Page

Package Dimension



Pin 11: input
Pin 5: output
Others: Grounded

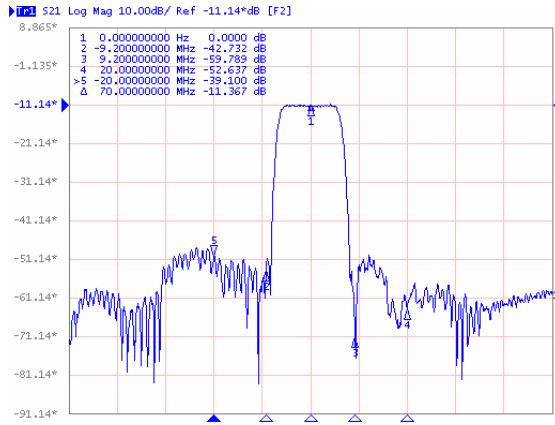


SIPAT Co., Ltd.
(CETC No. 26 Research Institute)
Nanping Huayuan Road No. 14
Chongqing, China, 400060

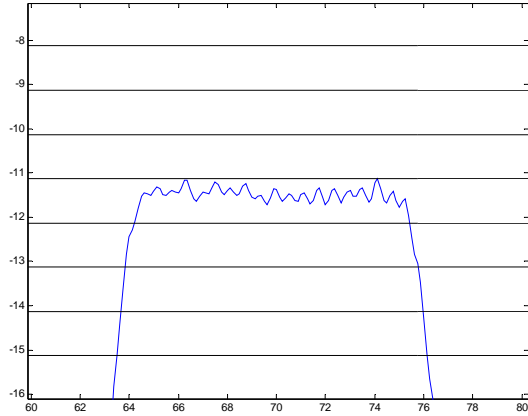
Part Number	LB070DS16	
Rev. Date	2005-4-22	
Rev.	1.0	Page 2/3

Typical Performance

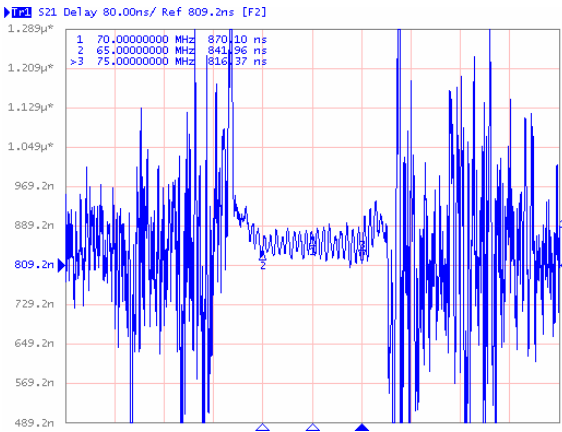
Frequency Respond



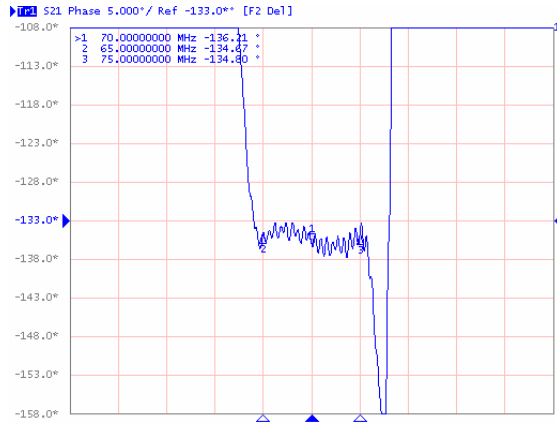
Passband Respond



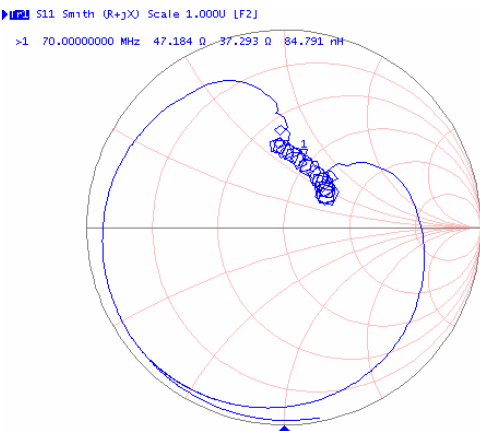
Group Delay Variation(f0±5MHz)



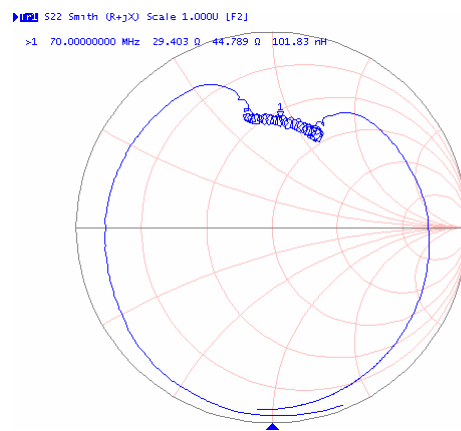
Phase Linearity(f0±5MHz)



Smith Chart S11



Smith Chart S22



SIPAT Co., Ltd.
(CETC No. 26 Research Institute)
Nanping Huayuan Road No. 14
Chongqing, China, 400060

Part Number

LB070DS16

Rev. Date

2005-4-22

Rev.

1.0

Page 3/3